

Competence creates Confidence.



• Model no. 1719

TENSILE CREEP TESTER


ISO 16770

The tensile creep tester is used to determine the stress crack resistance of samples with a circumferential notch (FNCT – Full Notch Creep Test) under media influence.

State-of-the-art



- The tester is operated via a touch display.
- This means that each station is monitored individually. Load is applied to the samples by placing the weights on manually. The tester is designed so that each station can easily be removed from the test tank.
- A special circulation system ensures that a constant temperature is present in the test tank and that each sample is supplied evenly and constantly.
- The level in the test tank is monitored and shown on the touch display. The operator receives a warning to top up the test tank when the minimum level is reached.



Standard features

• 6 test stations	• 500 N load cell
• Data input and evaluation of results via touch display	• Simple assembly of the sample outside the test tank
• Simple and safe introduction/removal of the samples into/from the test tank without contact between the test personnel and the medium	• The opening is sealed with a lid during the test, when the samples are being replaced or when a station is not in operation
• Constant and extremely accurate regulation of the medium temperature thanks to intelligent temperature control	• Precise temperature control
• Guarantee of a homogenous temperature in the test tank thanks to a special circulation system	• Uniform supply of the individual samples
• Integrated temperature monitoring	• CE conformity

Options




• Data input, evaluation and documenting of testing data via IPT DataLogging software (PC)	• Mounting aid for notch device for sample preparation
• 200 N load cell	• Chiller

Design of TENSILE CREEP TESTER

V1719-0001

Number of stations		6 tensile units
Test temperature	°C	10°C above RT, up to +95 (without chiller) +23 to +95 (with chiller)
Temperature control	°C	≤±0.5 in entire tank
Break detection	s	≤ ±10
Test loads	N	19 to 280 (subject to sample)
Application of load	%	≤ ±1
Load resolution	N	0.1
Force measurement		Across load cells
Accuracy	%	±0.1 of full scale of load cell plus ±0.1% per 5°C change in the ambient temperature
Maximum sample extension	mm	10
Tank volume	l	30
Compatible with IPTDataLogging®		From version 5.x
Permissible ambient temperature	°C	+5 to +40
Permissible relative humidity	%	Max. 70 non-condensing
Width x depth x height	mm	1,240 x 860 x 980
Weight	kg	Approx. 380 (empty)
Voltage data		230/400 V, 50/60 Hz

Accessories for TENSILE CREEP TESTER

Product	Description	Model no.
	Motorised notch device for sample preparation	1808
	Testing data management software IPTDataLogging®	1780
	Mounting aid	1598-0041